

## Regional Profile

# Upper Austria

### Key facts

Population (2023): 1.522.825

Territory (sq. km): 11.983

Regional GDP (2022) (€): 45.100

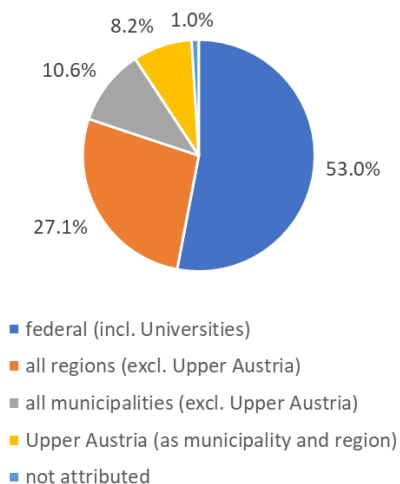
### Educational provision in Upper Austria

As of 2022/23, Upper Austria had 1,046 schools and 201,847 students (Statistik Austria, 2023a, 2023b). That amounts to **17.4% of all Austrian students** and **17.7% of all Austrian schools** (ibid., own calculations).

As of 2022, the share of people under the age of 20 in Upper Austria was at 19.2%, slightly above the national average of 18.3% (Statistik Austria, 2023d, p. 134).

As far as educational expenditures are concerned, Upper Austria as region and its municipalities spent a total of **€1,876.43 million** on education (**21.8% of all regional and local expenditures**) in 2021 (Statistik Austria, 2023e, own calculations). For a more nuanced picture of educational spending, see the figure below.

Educational Expenditures in 2021



Source: Statistik Austria, 2023e, own calculations

### Learning outcomes in Austria

In the scientific debate, we can find three prevailing perspectives on learning outcomes:

**Competencies:** One key political agenda revolves around digitalization and the knowledge and competencies required to accomplish it.

**Employability:** Educational and training programs within and without schools are centrally focused on the employability of (young) adults

**Labour Shortages:** In Austria, sector-specific labour shortages (e.g., in healthcare and service sectors) have become a key issue in academic and medial debates.

### Socio-economic characteristics of Upper Austria

Upper Austria has one of the **lowest shares of non-nationals and foreign-born persons**, respectively, in the country. As opposed to the university region/city Vienna, its educational and labour market landscapes are more characterised by an industrial orientation. However, **its regional economic output as of 2022 is only middling compared to other Austrian regions** at 45,100 PPS per capita, **yet still well above the EU27 average** (Eurostat, 2023a).

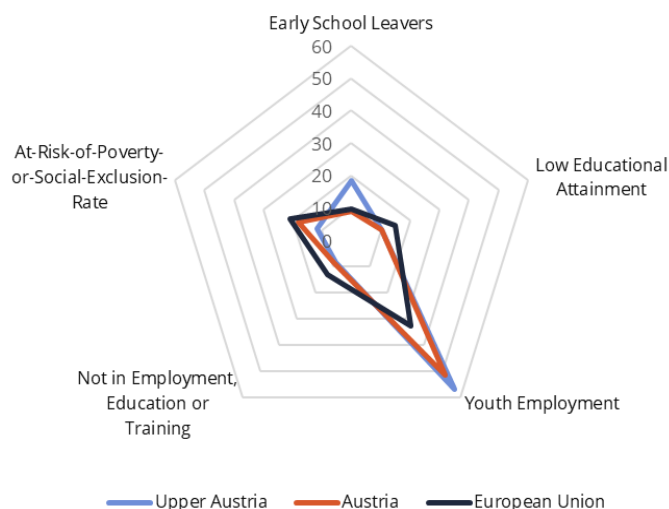
In spite of the, nationally relatively middling regional economy, Upper Austria resembles a comparably safe socioeconomic environment. It has **the lowest (reliable) at-risk-of-poverty-rate of the country** (3-year-average 2020-23: 10%; Statistik Austria, 2023f). In line with its industrial focus, **Upper Austria has had one of the highest Austrian shares of young adults (aged 25-34) with vocational educational attainment**, well above the EU27-average, but it has also had a small share of young adults with higher education, slightly below-EU27-average (Eurostat, 2023c). Lastly, Upper Austria has the **one of the best labour market integrations of young adults after completing school in Austria** (Eurostat, 2023d).

In Upper Austria, learning outcomes are mostly centred around VET and good labour market integration.

## Regional performance

In terms of learning outcomes, Upper Austria has one of the lower Austrian regional share of early school leavers at 7.4% in 2022, which was below the EU27 average of 9.6% (Eurostat, 2023e). The Upper Austrian NEET rate among 15-29-year-olds was also among the lowest in Austria in 2022 at 7.1%, well below the EU27 average (Eurostat, 2023f). In terms of labour market integration of young adults (aged 15-34), Upper Austria had the second-highest employment rate after completing school at 87.1% in 2022, which was almost 13 percentage points above-EU27-average (Eurostat, 2023g). **Labour market integration after school was particularly good for young adults with vocational training at 91.8%** (highest in Austria for this group), also well above the EU27 average (ibid.). Moreover, labour market integration over all educational attainment levels immediately after school (1-3 years after) was also good in 2022 at 86.8%, again far ahead of the EU27 average (ibid.).

**Overall, it is fair to assume that Upper Austria performs in comparison to other Austrian regions and even better against the European average.**



Source: Eurostat, 2023

**Project title:** Constructing Learning Outcomes in Europe: a multi-level analysis of (under)achievement in the life course

**Funding scheme:** Horizon Europe

**Grant Agreement:** 101061155

**Funding:** € 3,047,221

**Duration:** 2022-2025

### Project partners

- University of Münster
- European Research Services GmbH
- Leibniz Centre for Lifelong Learning
- Autonomous University of Barcelona
- University of Turku
- University of Vienna
- University of Lisbon
- University of Porto
- University of Genoa
- University of Urbino
- Codici Cooperativa Sociale
- University of Plovdiv
- Aristotle University of Thessaloniki

### Coordinator

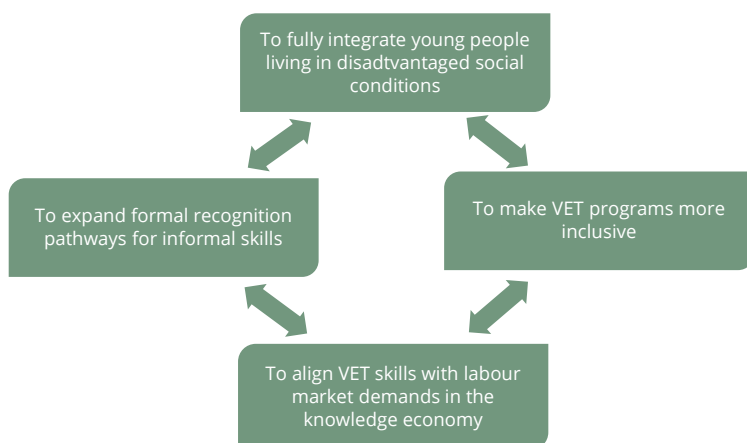
Prof. Dr. Marcelo Parreira do Amaral  
University of Münster  
Institute of Education  
Georgskommende 33  
48143 Münster, Germany

**Website:** [www.clear-horizon.eu](http://www.clear-horizon.eu)

**Published:** March 2024



## Policy challenges



## Further reading

Federal Ministry of Education, Science and Research. (ed.) (2021). *National Education Report Austria 2021. Executive Summary*. Vienna.

Herzog-Punzenberger, B., & Schnell, P. (2019). *Austria: equity research between family background, educational system and language policies*. The Palgrave handbook of race and ethnic inequalities in education, 105-158.

